

Product Release Information

Product:	CORESense Application Software
Version Number:	Versions 5.15, 7.4 and higher
Release Dates:	Beta Release: February 2, 2016 Release Candidate: February 16, 2016 General: April 26, 2016
Customer Support:	support@coresense.com

What's New?

Following is a summary of the enhancements and new features added in this software release. Unless you requested to be a Release Candidate, the features listed below are not available until the General Release date noted above.

Enhancement: PS-3850: Connect Receipt Headers

Version: 7.4

System Path: Connect POS

Description: Updated the order and return receipts to have a center header of "Sales Receipt" or "Return Receipt".

Note: When viewing them in Connect POS, text will not be centered. Centering only applied to printed receipt.

Enhancement: PS-4299: Connect POS Receipt Comments

Version: 7.4

System Path: Connect POS

Description: Added the following new functionality for Connect POS receipts comments:

- Add order comment in from Checkout screen.
- Order comment display under Customer > Order History > Order.
- Order comments can be configured to print on sales and return receipts.
- Two new POS configurations were added to manage print display:
 - salesReceipt.printPublicComment
 - returnReceipt.printPublicComment

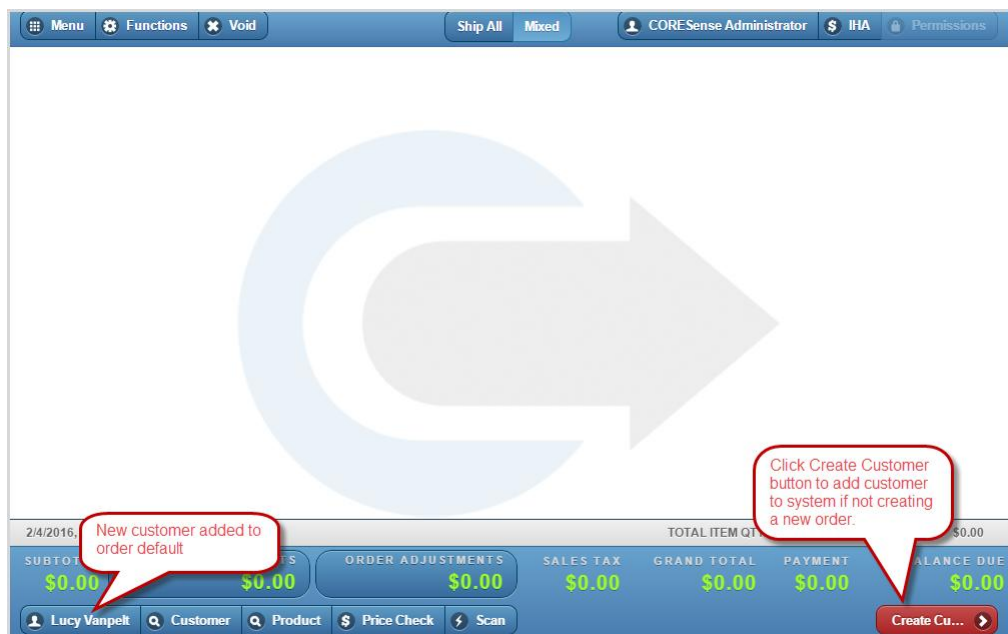
Enhancement: PS-4300: Connect POS Add New Customer

Version: 7.4

System Path: Connect POS

Description: Updated how customers and contacts are managed inside Connect. If the customer account is being modified (new contact, edit contact, edit default billing and / or shipping contact), the changes are made in the current session only and then replicated upon order creation or clicking save customer button.

- The Checkout button will change to display "Create Customer" if no items are in the order yet, providing the ability to save the customer data without placing an order. Once system replication occurs, the updated or new customer is available.



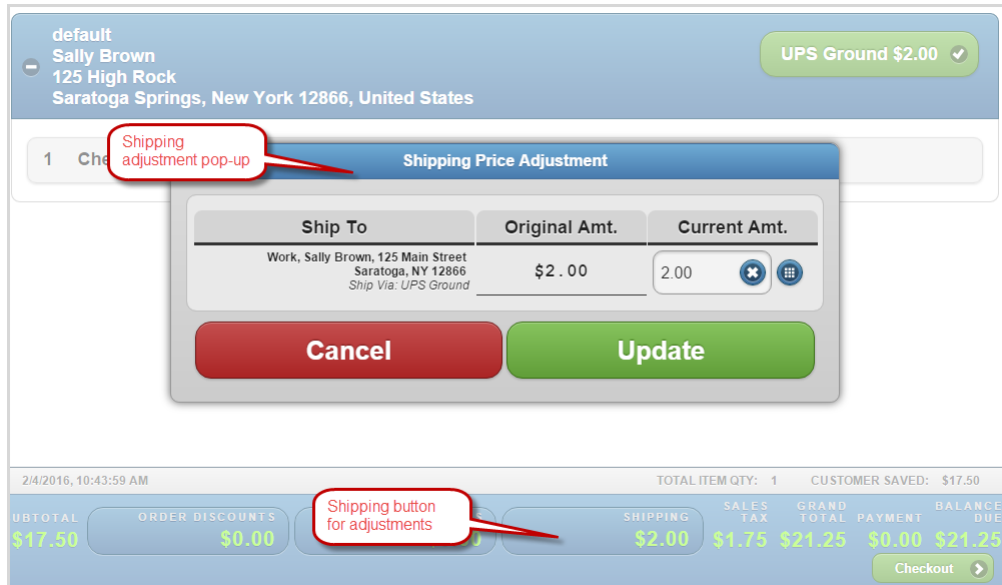
- If the new customer is placing an order the Create Customer button turns to the standard Checkout button once products are added to the order.

Enhancement: PS-4301: **Connect Shipping Cost Override**

Version: 7.4

System Path: Connect POS

Description: Added the ability to override shipping cost for both Ship All and Mix Item modes. A "Shipping" button has been added to the interface footer that is clickable that displays a cost adjustment screen.



Enhancement: PS-4302: **Connect Offline Indicator**

Version: 7.4

System Path: Connect POS

Description: Added the information to the Menu > Info display on the POS:

- Connection to CORESense (Online or Offline)
- Connection to Payment Processor (Online or Offline)
- Updated the Checkout page to disable the credit card option if the connection to the payment processor could not be made.

Note: This Info display is only available if running in Thick Client POS mode.

Enhancement: PS-4303, 4306: **Connect Order Details in Footer**

Version: 7.4

System Path: Connect POS

Description: Enhanced the Order Footer to include:

- Subtotal
- Order Discounts (clickable to add coupons)
- Order Adjustments (clickable to apply adjustments)
- Shipping (Net of any discounts and/or adjustments)
- Sales Tax (includes shipping tax)
- Grand Total
- Payments
- Balance Due

Added an information banner directly above the footer on Order Items and Checkout screens that includes:

- Quantity of items on order
- A "Customer Saved" value, which is the sum of :
 - Item Discounts
 - Item Adjustments
 - Order Discount
 - Order Adjustments
 - Shipping Discount
 - Shipping Adjustments



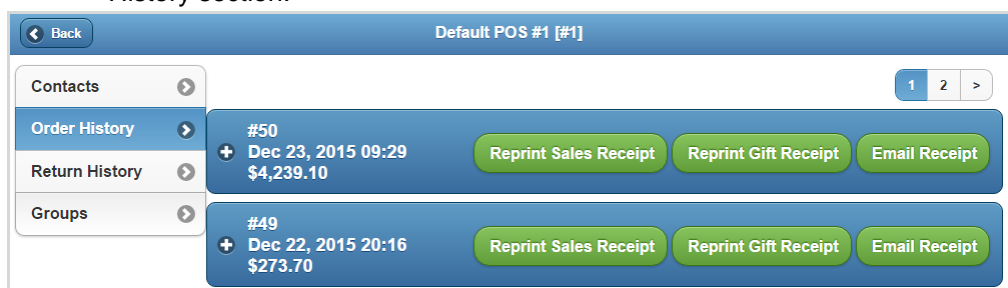
Enhancement: PS-4304: **Connect Reprint Receipts**

Version: 7.4

System Path: Connect POS

Description: Added the following Connect POS receipt features:

- Ability to reprint order/return receipts from Customer Order and Return History sections. User can print the appropriate receipt document but action does not open the drawer.
- Added ability to view Return details and comments in Customer Return History section.

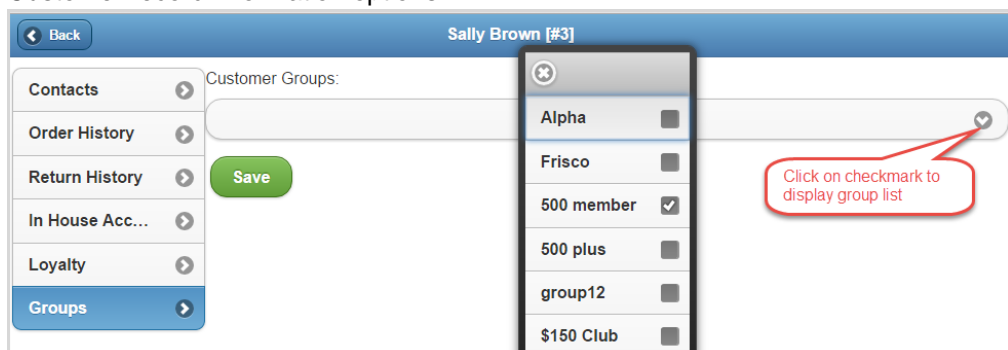


Enhancement: PS-4308: **Connect Customer Group**

Version: 7.4

System Path: Connect POS

Description: Added the ability to add or remove a customer to a Customer Group from the Customer record information options.



Note: If the customer is not applied to the order, the data is pushed to replication immediately for saving. If the customer is assigned to the order, this is saved in session and either created when the customer clicks save/create customer or completes checkout.

Enhancement: PS-4334: Do Not Allow Duplicate UPCs

Version: 7.4

System Path: System Settings

Description: Added a new System Setting "SKU - Consider UPC Unique" under **Products/Labels > Products** to manage the unique value between UPC and SKU. It determines whether the same UPC should be prevented from being added to two or more SKUs.

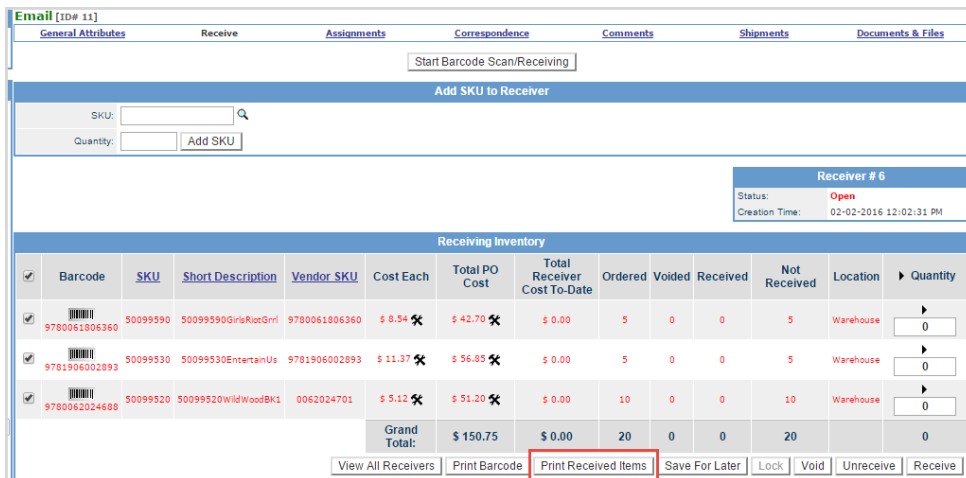
- If No, system will work as-is.
- If Yes, users are prevented from applying the same UPC to more than one SKU record, rendering an error, "This UPC is already associated to SKU <SKU ID> SKU Label: <SKU_Label>."
- The areas of the Back office that are impacted include:
 1. ProductSKU import
 2. SKUOnly import
 3. Inventory Manager
 4. UPC / Barcodes import

Enhancement: PS-4335: Print Labels for Received Items

Version: 7.4

System Path: PO Manager > Receiver

Description: Added a new button "Print Received Items" to the PO Manager > Receiver that provides the option to print labels for just the quantity of SKUs that have been received.



The screenshot shows the 'Receiving Inventory' interface. At the top, there are tabs for 'General Attributes', 'Receive', 'Assignments', 'Correspondence', 'Comments', 'Shipments', and 'Documents & Files'. Below the tabs is a 'Start Barcode Scan/Receiving' button. The main area is titled 'Add SKU to Receiver' and contains a search bar for 'SKU:' and a 'Quantity:' field with an 'Add SKU' button. On the right, there is a 'Receiver # 6' summary box showing 'Status: Open' and 'Creation Time: 02-02-2016 12:02:31 PM'. The central part is a table with the following columns: Barcode, SKU, Short Description, Vendor SKU, Cost Each, Total PO Cost, Total Receiver Cost To-Date, Ordered, Voided, Received, Not Received, Location, and Quantity. The table contains three rows of data and a 'Grand Total' row. At the bottom, there are several buttons: 'View All Receivers', 'Print Barcode', 'Print Received Items' (highlighted with a red box), 'Save For Later', 'Lock', 'Void', 'Unreceive', and 'Receive'.

Barcode	SKU	Short Description	Vendor SKU	Cost Each	Total PO Cost	Total Receiver Cost To-Date	Ordered	Voided	Received	Not Received	Location	Quantity
9780061806360	50099590	50099590GirlsRocGril	9780061806360	\$ 8.54 ✖	\$ 42.70 ✖	\$ 0.00	5	0	0	5	Warehouse	0
9781906002893	50099530	50099530EntertainUs	9781906002893	\$ 11.37 ✖	\$ 56.85 ✖	\$ 0.00	5	0	0	5	Warehouse	0
9780062024688	50099520	50099520WildWoodBK1	0062024701	\$ 5.12 ✖	\$ 51.20 ✖	\$ 0.00	10	0	0	10	Warehouse	0
Grand Total:					\$ 150.75	\$ 0.00	20	0	0	20		0

Enhancement:

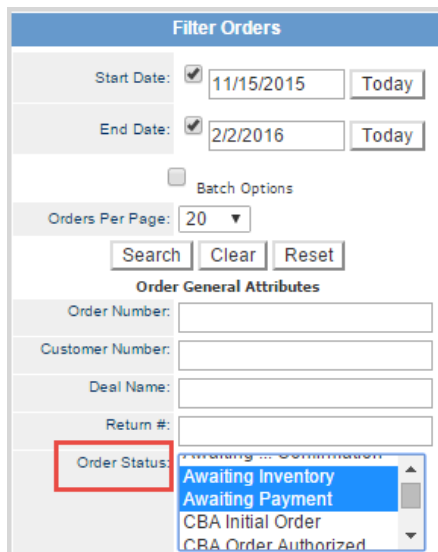


PS-4338: Order Manage Multiple Status Selection

Version: 7.4

System Path: Order Manager

Description: Updated the Filter Orders >> Order Status criteria to allow the selection of multiple order statuses for searches.



The screenshot shows the 'Filter Orders' window. It includes fields for 'Start Date' (11/15/2015) and 'End Date' (2/2/2016), both with 'Today' buttons. There is a 'Batch Options' checkbox, an 'Orders Per Page' dropdown set to 20, and 'Search', 'Clear', and 'Reset' buttons. Below these are 'Order General Attributes' fields for Order Number, Customer Number, Deal Name, and Return #. The 'Order Status' field is highlighted with a red box, and its dropdown menu is open, showing options: 'Awaiting Inventory', 'Awaiting Payment', 'CBA Initial Order', and 'CBA Order Authorized'.

Enhancement:



PS-4339: Results per Page Option for Various Managers

Version: 7.4

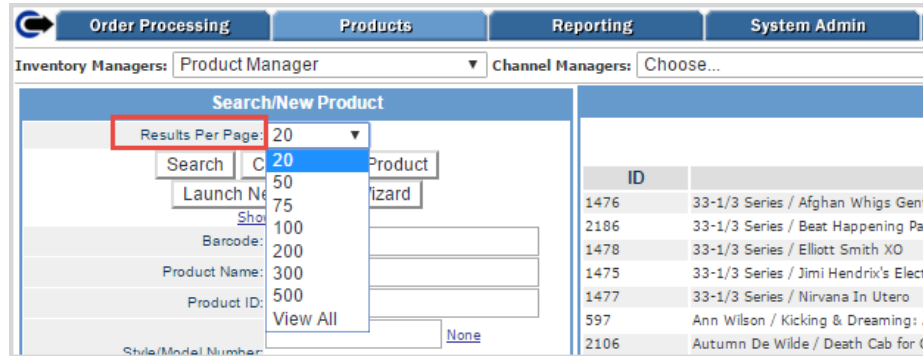
System Path: Back office Managers

Description: Added the ability to select the number of results to display per page for several Back Office managers:

- Product Manager
- Gift Certificate Manager
- Value Card Manager
- Packing Validation Manager
- Return Manager
- Deal Manager
- Keycode Manager
- Product Manager
- Purchase Order Manager
- Sales Tax Manager

- Transfer Manager
- URL Redirect Manager
- Vendor Manager
- EDI Manager

The drop-down list is located in the top Search section for each manager.



Enhancement:



PS-4343: SOI Partial Part Number Search

Version:

7.4

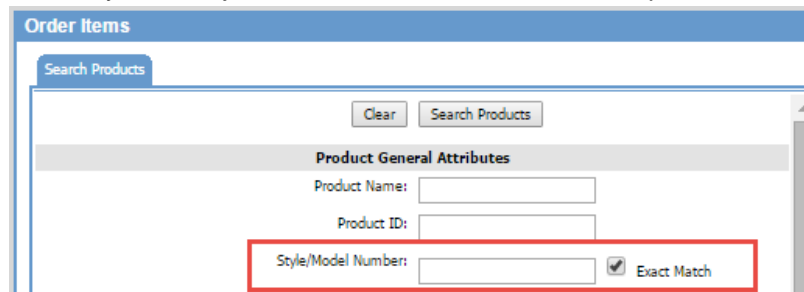
System Path:

Sales Order Interface

Description:

Added the ability to search by Style/Model Number using either partial or exact matches. There is now a checkbox next to Style/Model Number field to search for exact matches, similar to the Product Manager.

Note: If you enter just a zero, the results will return all products.

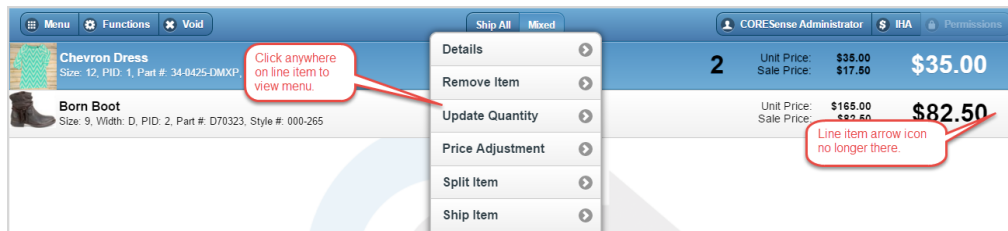


Enhancement: PS-4346: **Connect Line Item Menu**

Version: 7.4

System Path: Connect POS

Description: To access the line item options menu, you can now click anywhere on the specific line item in. While the menu is open, the affected row is highlighted. The previous mechanism on clicking on the line item arrow icon has been eliminated.



Enhancement:

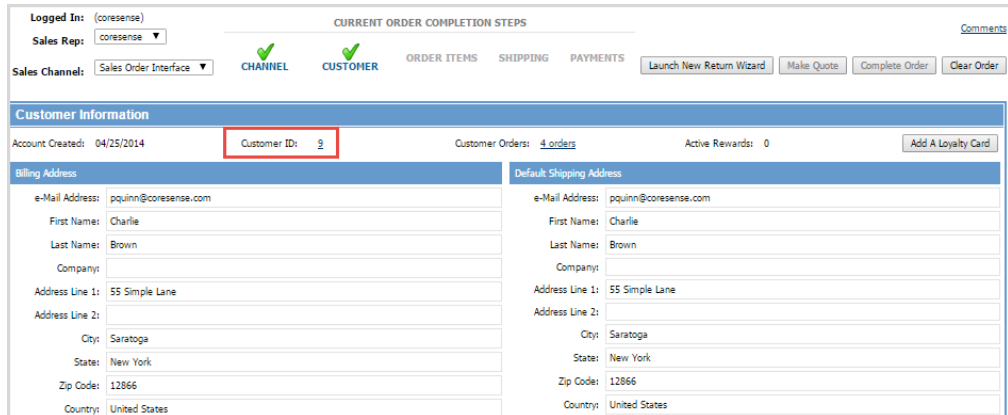


PS-4349: SOI Customer Manager Link

Version: 7.4

System Path: Sales Order Interface

Description: Added the ability to link from the SOI Customer Information screen to the Back Office Customer Manager account. Once the customer has been added to an order, click on the **Customer ID link** above the Billing Address header.



The screenshot shows the 'Customer Information' section of the SOI interface. At the top, there are tabs for 'CURRENT ORDER COMPLETION STEPS' including 'CHANNEL' and 'CUSTOMER', both with green checkmarks. Below this, the 'Customer Information' section displays 'Account Created: 04/25/2014', 'Customer ID: 9' (highlighted with a red box), 'Customer Orders: 4 orders', and 'Active Rewards: 0'. There are two columns for address information: 'Billing Address' and 'Default Shipping Address'. Both columns contain fields for e-Mail Address, First Name, Last Name, Company, Address Line 1, Address Line 2, City, State, Zip Code, and Country. The 'Customer ID: 9' link is the focus of the enhancement.

Enhancement:



PS-4352: Edit Back Office Comments

Version: 7.4, 5.15

System Path: Back Office

Description: Users now have the ability to edit comments, and view past revisions of comments.

- Any revisions on any comments are visible to everyone all the time.
- Editing comments can only occur if:
 1. The new system setting, "Edit All Comments" (under **Company Information**) is on and,
 2. User either is trying to edit their own comment or has the ability to edit all comments (new User Permission added: "**Comments - Edit All**")

Note: For 5.15, there is a UI change in that the "Post Comment" function is now in the bottom right instead of top left.

Enhancement: PS-4359: **Connect Keyboard Capable**

Version: 7.4

System Path: Connect POS

Description: Connect POS has been updated so that users can use their keyboard number keys when in the Price Adjustment pop-up to make adjustments, instead of using only the touch screen or mouse.

Enhancement:



PS-4362: Inventory Manager Status Links

Version: 7.4

System Path: Inventory Manager > Inventory Levels

Description: Updated the Inventory Levels tab in the Inventory Manager to include the same links for "In PO" and "In Purchase Order Queue" as it does in the Inventory Manager search results (via magnifying glass).

20000032 - 20000032GreyS[ID# 3793]

[General Attributes](#)
[Shipping](#)
[Vendors](#)
[Reordering](#)
[Inventory Levels](#)
[In Stock](#)
[Assigned \(Not Shipped\)](#)
[Take Now & Shipped](#)
[Products](#)

Levels			
Short Description:	20000032GreyS	In Stock:	Cloverdale [0] <input type="button" value="+"/> <input type="button" value="-"/>
SKU:	20000032		Airport [2] <input type="button" value="+"/> <input type="button" value="-"/>
Default Vendor:	American Apparel		SPHQ [0] <input type="button" value="+"/> <input type="button" value="-"/>
Default Fulfillment Method:	Stock Inventory	Vendors	American Apparel Unlimited
Backordered:	0	In Transfer To:	Cloverdale [0]
Reserved:	0		Airport [0]
Assigned (Not Shipped):	0		SPHQ [0]
Take Now & Shipped	27		
In Purchase Order Queue:	0		
In PO:	0		

Enhancement:

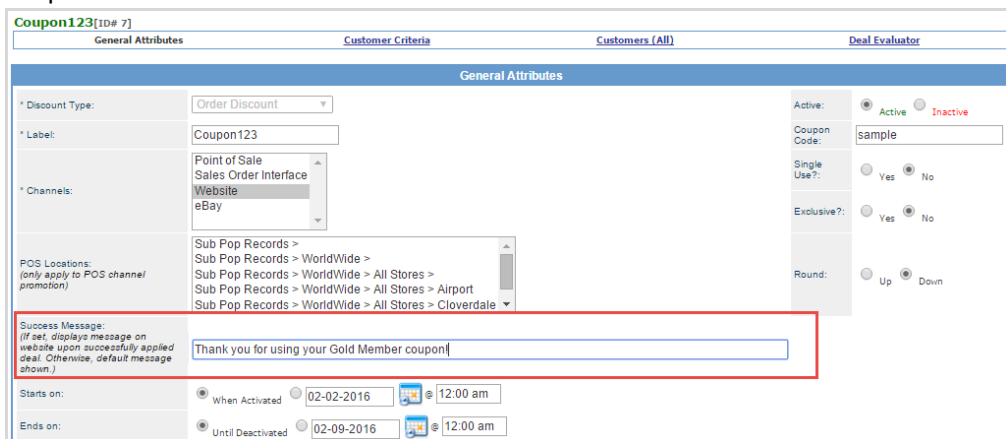


PS-4363: Custom Coupon Success Messaging

Version: 7.4

System Path: Deal Manager

Description: Added a text field in the Deal Manager that allows a custom message to display on the website when a coupon code is successfully applied. Currently, the standard message reads as "promo has been applied". As an example of a custom message, once the code is entered it would read as: "Thank you for using your Gold Member coupon!"



The screenshot shows the configuration interface for a coupon. The 'Success Message' field is highlighted with a red box and contains the text: "Thank you for using your Gold Member coupon!". Other fields include 'Discount Type' (Order Discount), 'Label' (Coupon123), 'Channels' (Point of Sale, Sales Order Interface, Website, eBay), 'POS Locations', 'Starts on' (When Activated, 02-02-2016 @ 12:00 am), and 'Ends on' (Until Deactivated, 02-09-2016 @ 12:00 am).

Enhancement:

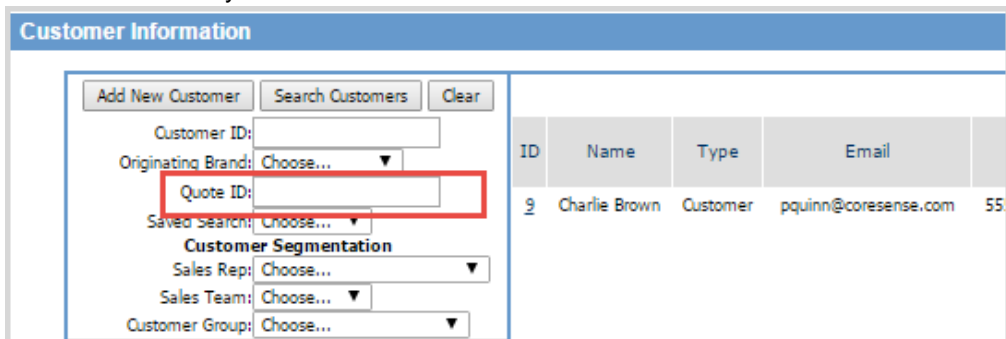


PS-4365: Quote ID Search in SOI

Version: 7.4

System Path: Sales Order Interface

Description: Added the ability to search for customer by Quote ID number in the Customer Information screen of the SOI.
NOTE: Quotes may then be viewed via the Orders link in customer search results.



The screenshot shows the 'Customer Information' screen. The 'Quote ID' search field is highlighted with a red box. The screen includes search buttons ('Add New Customer', 'Search Customers', 'Clear'), dropdown menus for 'Customer ID', 'Originating Brand', 'Saved Search', 'Sales Rep', 'Sales Team', and 'Customer Group', and a table of customer search results.

ID	Name	Type	Email	
9	Charlie Brown	Customer	pquinn@coresense.com	55

Enhancement:

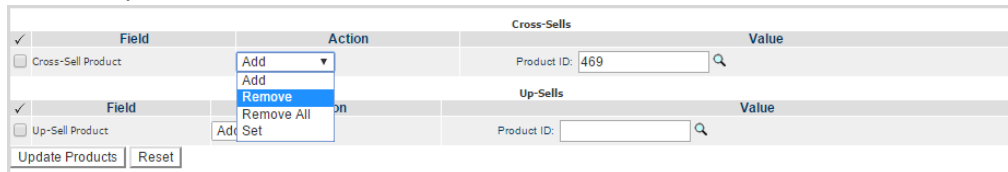


PS-4367: Batch Product Update for Cross/Up Sells

Version: 7.4

System Path: Products > Batch product Update

Description: Added the ability to add and remove cross sell and up sell products from the Batch Product Update tool.



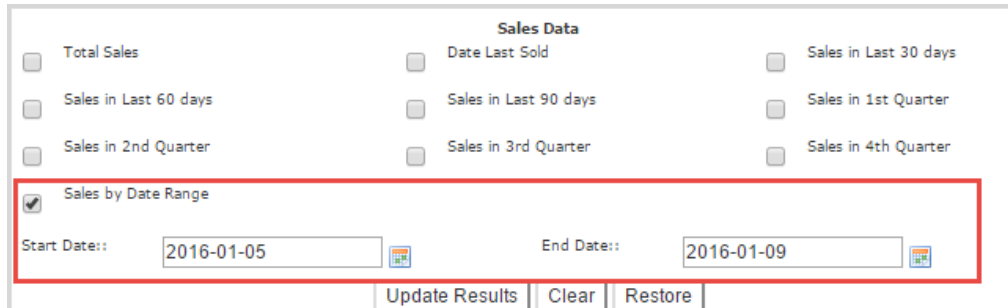
The screenshot shows a web interface for batch product updates. It features two main sections: 'Cross-Sells' and 'Up-Sells'. Each section has a table with columns for 'Field', 'Action', and 'Value'. In the 'Cross-Sells' section, a dropdown menu is open over the 'Action' column, showing options: 'Add', 'Add', 'Remove', and 'Remove All'. Below the tables are buttons for 'Update Products' and 'Reset'.

Enhancement: **PS-4368: Inventory Report Builder**

Version: 7.4, 5.15

System Path: Reporting > Inventory Report Builder > Sales Data

Description: Added the ability so that any date range can be used for **Sales by Date Range** in the Inventory Report Builder Sales Data results option. Previously limited to 90 days.



The screenshot displays the 'Sales Data' configuration options in the Inventory Report Builder. It includes several radio button options: 'Total Sales', 'Sales in Last 60 days', 'Sales in 2nd Quarter', 'Date Last Sold', 'Sales in Last 90 days', 'Sales in 3rd Quarter', 'Sales in Last 30 days', 'Sales in 1st Quarter', and 'Sales in 4th Quarter'. The 'Sales by Date Range' option is selected and highlighted with a red box. Below this option, there are input fields for 'Start Date:' (2016-01-05) and 'End Date:' (2016-01-09), each with a calendar icon. At the bottom, there are buttons for 'Update Results', 'Clear', and 'Restore'.

Enhancement:**PS-4369: Orders Production Tab Links****Version:** 7.4, 5.15**System Path:** Order Manager > Production

Description: Added additional links from Order Manager > Production tab. The new cross manager links and changes include:

- New hyperlink from Production tab In PO quantity.
 - When clicked, the PO Queue opens in new tab, filtered for the corresponding Vendor, Warehouse, Fulfillment Type.
 - PO Queue now also includes: Order Num and SKU ID.
- New hyperlinks for the Reserved and Assigned quantities
 - When clicked, it opens the Returns tab of the order in a new tab, for user to remove quantities by existing workflow.
- New hyperlink to the On B/O quantity
 - When clicked, it opens the "Backorders" tab of the corresponding Inventory Manager record, for user to remove quantities by existing workflow.
- New hyperlink to the "In PO" quantity
 - When clicked, it opens the corresponding PO in the Purchase Order Manager
 - NOTE: If more than one PO associated, then the first will be opened.

Enhancement:



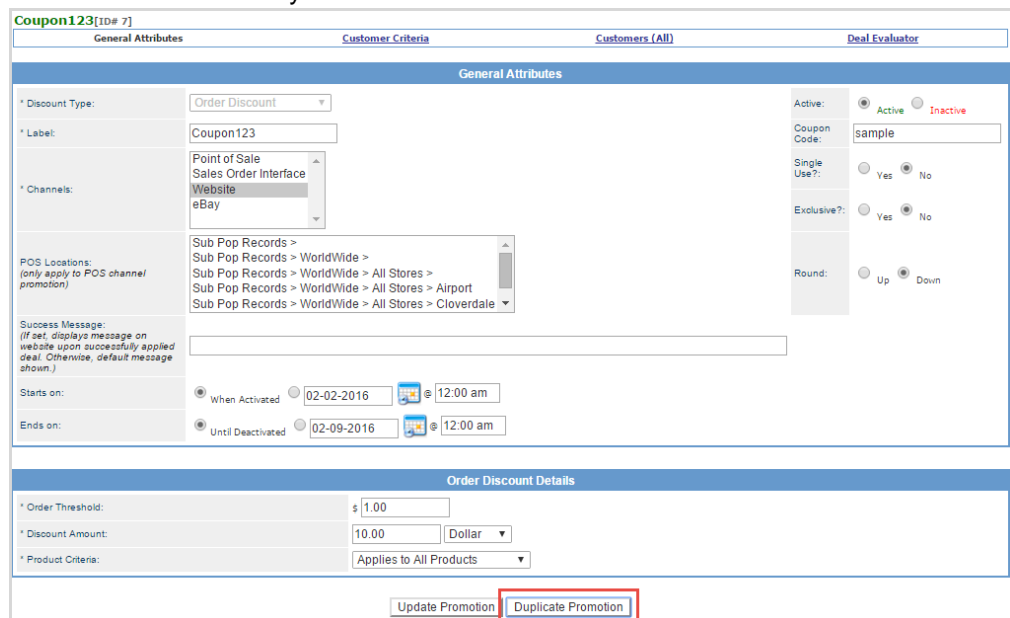
PS-4370: Duplicate Deals

Version: 7.4

System Path: Deal Manager

Description: Added the ability to duplicate a deal via a "Duplicate Promotion" button at bottom of a deal. System prompts for confirmation before continuing and then redirects to duplicated product. All attributes and criteria remain the same except for:

1. Label field is populated with "Duplicate Promotion of #".
2. Active field is populated as Inactive.
3. Coupon Code field is not copied because duplicate coupon codes are not allowed in the system.



Enhancement: **PS-4381: Inventory Report Builder Result Options**

Version: 7.4

System Path: Inventory Report Builder

Description: Added the display options for UPC and Barcode under Results > General Attributes section of the Inventory Report Builder.

Enhancement:

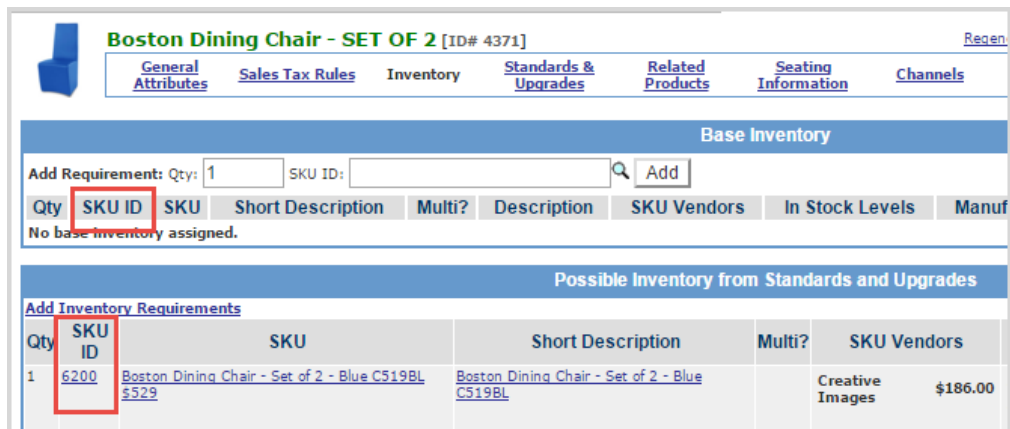


PS-4402: SKU ID in Product Manager

Version: 7.4, 5.15

System Path: Product Manager > Inventory

Description: Added the SKU ID column to the Inventory tab of the Product Manager.



Boston Dining Chair - SET OF 2 [ID# 4371] [Regen](#)

General Attributes | Sales Tax Rules | **Inventory** | Standards & Upgrades | Related Products | Seating Information | Channels

Base Inventory

Add Requirement: Qty: 1 SKU ID:

Qty	SKU ID	SKU	Short Description	Multi?	Description	SKU Vendors	In Stock Levels	Manuf
No base inventory assigned.								

Possible Inventory from Standards and Upgrades

Add Inventory Requirements

Qty	SKU ID	SKU	Short Description	Multi?	SKU Vendors
1	6200	Boston Dining Chair - Set of 2 - Blue C519BL \$529	Boston Dining Chair - Set of 2 - Blue C519BL		Creative Images \$186.00

Enhancement:

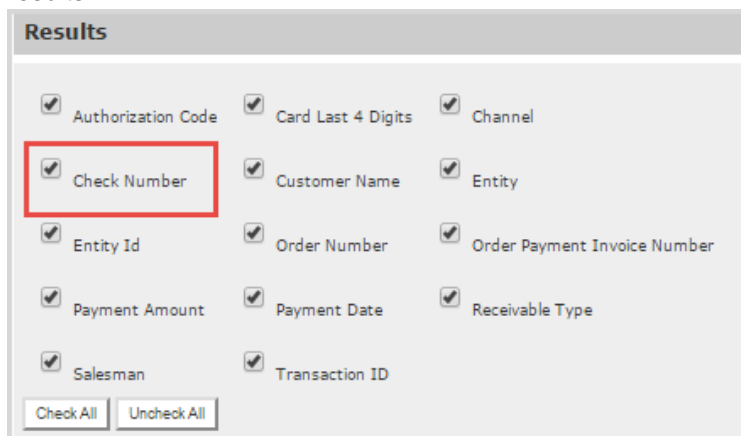


PS-4403: Check Number in Payments Report

Version: 7.4

System Path: Financials > Payments Report

Description: Added the option to include Check Number as a column in the Payments report results.



Results

Authorization Code Card Last 4 Digits Channel

Check Number Customer Name Entity

Entity Id Order Number Order Payment Invoice Number

Payment Amount Payment Date Receivable Type

Salesman Transaction ID

Enhancement:




PS-4404: Order Manager Shipping Destination Field

Version: 7.4, 5.15

System Path: Order Manager > Shipping

Description: Replaced the "Destination" field in the Order Manager > Shipping > All Shipments box with new label of "Source." The Source data is based on inventory type as follows:

- Displays source warehouse name for In Stock/JIT shipments.
- Displays vendor name for drop-ship shipments.

All Shipments						
Add A New Shipment						
id	Source	Method	Ship Date	Cost	Status	Actions
19073	BETA Warehouse	Flat Rate Shipping	No Ship Date	\$0.00	Picking	

NOTICE: These fees do not necessarily represent UPS published rates and may include handling charges levied by Zuri Furniture.

Enhancement: **SS-1829: On Account Gift Certificate Emails**

Version: 7.4

System Path: Website

Description: Updated order creation to allow all website orders with a payment type of "On Account" to allow gift certificate emails to be sent, regardless of the balance due.

Enhancement: **PS-4328: Connect Gift Certificate Receipt**

Version: 7.4

System Path: Connect POS

Description: Gift Certificates (GC) in Connect POS print a separate receipt with the following:

- "GIFT CERTIFICATE"
- VALUE: <GC Amount>
- CODE: <GC Code>
- EXPIRES: <Expiration Date>
- VERIFY: <Verification Code> (When populated)
- <GC CODE in Barcode format>

The GC receipt prints after the sales receipt and if sales receipt is emailed, a second email is sent to the same address including the GC receipt. If multiple GCs are on an order, one receipt per GC is printed. For return payment in the form of a GC, a separate receipt is created with the above information.

Enhancement: PS-4405: PO Queue Fields

Version: 7.4, 5.15

System Path: PO Queue

Description: Updated the PO Queue to display totals at the bottom for the following:

1. "PO Subtotal" adds up the "Total Cost" of each row selected
2. "PO Total Items" equals the number of rows (items) selected
3. "PO Total Units" equals the total quantity of all rows selected

Qty	SKU Label	Internal SKU	Unit Cost	Total Cost	Order	Status
<input checked="" type="checkbox"/> 3	25084-WB	Flavored -- Chocolate DECAF -- 1# -- 25084 -- WB	\$ 7.41	\$ 22.23	No Order Num	N/A
<input checked="" type="checkbox"/> 1	25084-WB	Flavored -- Chocolate DECAF -- 1# -- 25084 -- WB	\$ 7.41	\$ 7.41	423677	Await...Inventory
<input checked="" type="checkbox"/> 1	25087-WB	Flavored -- Chocolate Raspberry DECAF -- 1# -- 25087 -- WB	\$ 7.41	\$ 7.41	423677	Await...Inventory
<input checked="" type="checkbox"/> 1	25560-WB	Flavored -- Cookies-n-Cream DECAF -- 1# -- 25560 -- WB	\$ 7.41	\$ 7.41	423677	Await...Inventory
<input checked="" type="checkbox"/> 1	25096-WB	Flavored -- Mudslide DECAF -- 1# -- 25096 -- WB	\$ 7.41	\$ 7.41	423677	Await...Inventory
<input checked="" type="checkbox"/> 2	25640-WB	Mexican Altura Coatepec -- ORGANIC -- 5# -- 25640 -- WB	\$ 32.00	\$ 64.00	423717	Await...Inventory
PO Subtotal: \$115.87			PO Total Items: 6		PO Total Units: 9	

Note: These totals will reflect quantity changes as changes are made to line items and once the Update Quantity button is selected.

Enhancement: SS-1865: Fraud Detection GeoIP

Version: 7.4, 5.15

System Path: OLM > Fraud Detection

Description: The Order Lifecycle Management automation setting for Fraud Detection > *Check IP Address Fraud Detection Test* has been updated to reflect the new URL link for KickFire.com. NetImpact is now KickFire. For those using this feature, you will need to update your Geographic IP Service Key via the KickFire link provided in the settings.

Enhancement: PS-4396: Commission Junction Affiliate Plug-in Update

Version: 7.4

System Path: Website Template Manager

Description: The Commission Junction affiliate plug-in has been acquired by Conversant and is now referenced as "CJ." This updated version tracks both order and order item level statistics using new (Conversant) tracking code. It also supports "black lists" for clicks generated by other affiliates and ad services. The plug-in setup is the same in the Website Template Manager.

Edit Plug-in: Commission Junction

***Plug-in Tag Name:**

Commission Junction Tracking is Active Active
When checked, this plugin will place tracking code on the order confirmation page.

***Enterprise ID**
The Enterprise ID is provided by Commission Junction and identifies the Commission Junction integration. Displays in the tracking pixel as the CID.

***Action ID**
The Action ID is provided by Commission Junction and identifies the action performed. Displays in the tracking pixel as the TYPE.

Enhancement:



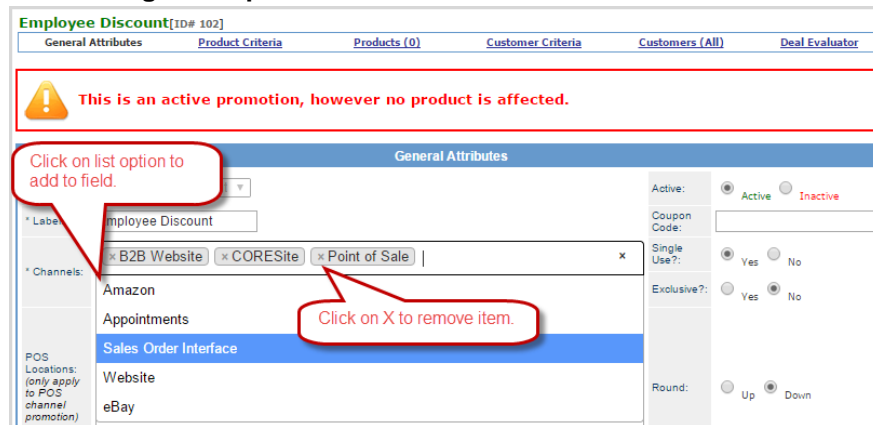
PS-4338, 4407: New Multiple Selection Functionality

Version: 7.4

System Path: All Managers

Description: For all multiple selection fields throughout the Back Office, the selection functionality has changed so that it is easier to add options from a long list. To select multiple options, click in the field and the list will display. Click on an option and it is then added to the field. Continue to click on all options desired. Selected options can be removed from a field by clicking on the "X" of that item.

Deal Manager Sample



Filter Criteria Sample

