

## January 2017 Product Release Information

<b>Product:</b>	<b>CORESense Application Software</b>
<b>Release Number:</b>	Versions 5.15, 7.4 and higher
<b>Release Dates:</b>	Release Candidate: January 17, 2017 General: January 24, 2017
<b>Customer Support:</b>	<a href="mailto:support@coresense.com">support@coresense.com</a>

### What's New?

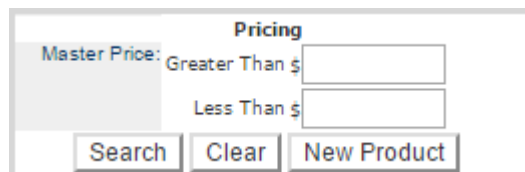
Following is a summary of the enhancements and new features added in this software release. Unless you requested to be a Release Candidate, the features listed below are not available until the General Release date noted above.

**Enhancement:** PD-1365: **Batch Product Update Filter**

**Version:** 7.4

**System Path:** Products > Batch Product Update

**Description:** Added the option of Master Price as a filter to the Batch Product Update manager.



The screenshot shows a 'Pricing' section with two input fields: 'Master Price: Greater Than \$' and 'Less Than \$'. Below these fields are three buttons: 'Search', 'Clear', and 'New Product'.

**Enhancement:** PS-4721: **EDI Vendor ID**

**Version:** 7.4

**System Path:** EDI

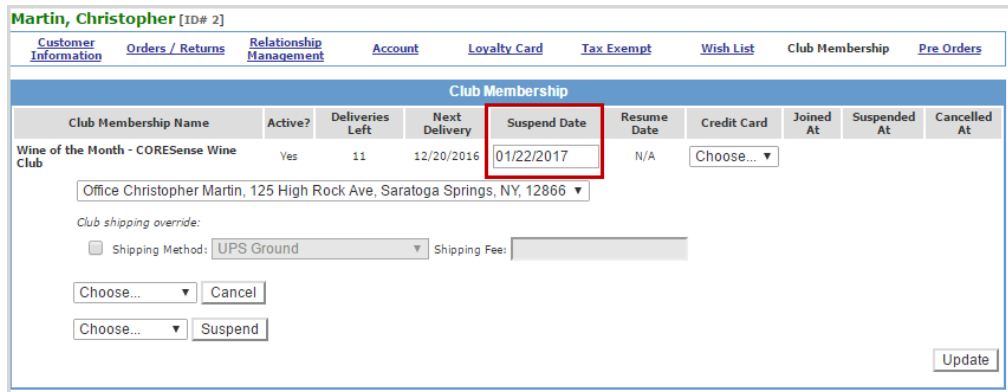
**Description:** Added a new field to the Vendor table to support customer Vendor IDs in the 850 EDI Purchase Order. If this field is populated on a vendor, it will be used as the Vendor Id in the communications with SPS Commerce, otherwise it defaults back to what it was previously, which is the Vendor ID in CORESense.

**Enhancement:** PS-4706: Club Membership Suspension

**Version:** 7.4

**System Path:** Customer Manager > Club Membership

**Description:** Modified the Club Membership tab so that the *Suspend Date* field is editable. If this is set to a future date, the membership will be automatically suspended on that date, before any orders are processed. Manually suspending or resuming will clear both the Resume Date and the Suspend Date field.



Martin, Christopher [ID# 2]

Customer Information | Orders / Returns | Relationship Management | Account | Loyalty Card | Tax Exempt | Wish List | Club Membership | Pre Orders

Club Membership Name	Active?	Deliveries Left	Next Delivery	Suspend Date	Resume Date	Credit Card	Joined At	Suspended At	Cancelled At
Wine of the Month - CORESense Wine Club	Yes	11	12/20/2016	01/22/2017	N/A	Choose...			

Office Christopher Martin, 125 High Rock Ave, Saratoga Springs, NY, 12866

Club shipping override:

Shipping Method: UPS Ground Shipping Fee:

Choose... Cancel

Choose... Suspend

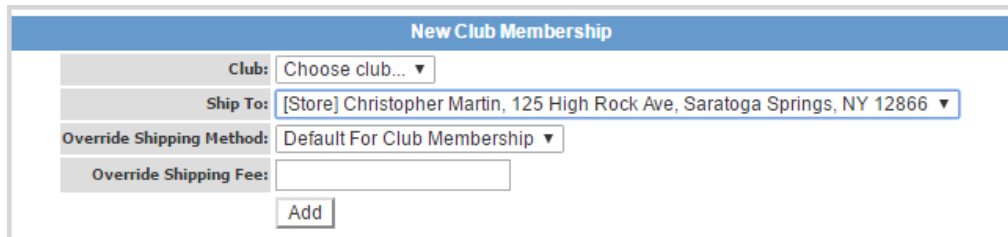
Update

**Enhancement:** PS-4708: Pre-Order Club Quick Add

**Version:** 7.4

**System Path:** Customer Manager > Club Membership

**Description:** Modified the Club Membership tab so that customers can now be added to a per-order club memberships. Only pre-order clubs would be available from the Club drop-down list. Users can select appropriate shipping address and override the shipping method as needed.



New Club Membership

Club: Choose club... ▾

Ship To: [Store] Christopher Martin, 125 High Rock Ave, Saratoga Springs, NY 12866 ▾

Override Shipping Method: Default For Club Membership ▾

Override Shipping Fee:

Add

**Enhancement:** PD-1346: Data Feed Enhancement

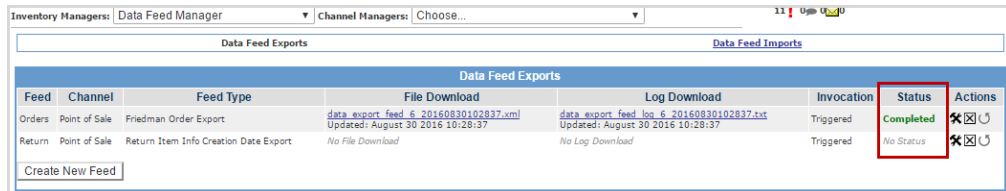
**Version:** 7.4

**System Path:** Data Feed Manager

**Description:** Modified how data feeds are run so that they no longer impact the speed of the browser and Back Office performance. Running it manually and automatically will trigger the same process.

Additionally:

- When a user triggers a data feed; the system informs them that the data feed has been submitted to the job queue.
- A new column has been added to the Data Feed Manager for each data feed called "Status". If a data feed has been triggered, it will display a status of "Pending (#)", with the number of triggers. For example, one could set up a Listrak data feed to run 14 times if needed. Once a file exists and the job is finished, that feed goes into "Completed" status. Completed means it is finished, but potentially not successfully. If there is no new file, then the user can conclude it failed and check the data feed log or contact CORESense Support.



Feed	Channel	Feed Type	File Download	Log Download	Invocation	Status	Actions
Orders	Point of Sale	Friedman Order Export	<a href="#">data_export_feed_6_20160830102837.xml</a> Updated: August 30 2016 10:28:37	<a href="#">data_export_feed_log_6_20160830102837.txt</a> Updated: August 30 2016 10:28:37	Triggered	Completed	✖ ☒ ⏪
Return	Point of Sale	Return Item Info Creation Date Export	No File Download	No Log Download	Triggered	No Status	✖ ☒ ⏪

**Enhancement:** PD-1007: Update Back Office and Libraries

**Version:** 5.15, 7.4

**System Path:** Back office

**Description:** Updated the following modules to work with PHP 5.5 and MySQL 5.5.

- Back Office, including the SOI
- Library
- Legacy POS
- Connect POS
- Productized Website
- CORE Library and associated modules

**Enhancement:** PD-1282: XML Sitemap Plug-in

**Version:** 5.15, 7.4

**System Path:** Website Template Plug-ins

**Description:** Updated the XML Sitemap plug-in to show "Static Pages" change while in preview mode.

**Enhancement:** PD-1282: XML Sitemap Plug-in

**Version:** 5.15, 7.4

**System Path:** Website Template Plug-ins

**Description:** Updated the XML Sitemap plug-in to show "Static Pages" change while in preview mode.

**Enhancement:** PD-1374: Website Template Manager Change Tracker

**Version:** 5.15, 7.4

**System Path:** Website Template Manager > Website Builder Log

**Description:** Added version control to the Website Builder Log. Users can now see differences made during each 'save' event (works only for templates). The original code is displayed alongside the modifications. If changes were made, the original display on the left is highlighted in red with the changes on the right marked in green highlight.

[Go Back To Website Builder Log](#)

This is the Website Builder Log's record of changes for each time the template was changed. The old template is shown on the left, with deleted or modified changes in **RED**, and the changes made during that time period are shown on the right, with the change being in **GREEN**.

Original	Modified
{keycode_success}	{keycode_success}
{site_header}	{site_header}
[Redacted]	Lauren
<!--MAIN CONTAINER START-->	<!--MAIN CONTAINER START-->
<div id="MainContainer">	<div id="MainContainer">
<div id="sliderMain">	<div id="sliderMain">
<div id="main-photo-slider" class="csw">	<div id="main-photo-slider" class="csw">

**Enhancement:** **PD-1298: Unlock Magento Orders**

**Version:** 7.4

**System Path:** Magento

**Description:** Updated the Magento integration of orders into CORESense so that users can make changes to orders that originated from Magento. This includes order adjustments need to be made in the Order Manager tabs: Order Items, Billing and Shipping.

**Enhancement:** **PS-4652, 4653 New Datamart Fields**

**Version:** 7.4

**System Path:** Datamart

**Description:** Added the following fields to the Datamart in the Inventory Cube.

**Last Received Date** - This field is currently found in the Inventory tab of a product in the Product Manager, after you filter based on Location Hierarchy.

**Default Fulfillment Method** - Add Default Fulfillment Method as a field in the Inventory Cube of the Datamart

- Is also an available filter in the Inventory Cube of the Datamart.
- Updated Inventory Manager so that a change to the Default Fulfillment Method for a SKU triggers a write to the SKU Change Log.
- Updated Product Import so that a change to the Default Fulfillment Method for a SKU triggers a write to the SKU Change Log.

**Enhancement:** **PS-4757 Initial Pre-order Status**

**Version:** 7.4

**System Path:** System Settings

**Description:** Added the **Initial Pre-Order Order Status** System Setting (System Settings Manager > Order Lifecycle Management > Pre-Orders) that will be used to define the order status for orders created from pre-orders.

**Enhancement:** **PS-4762 Purchase Order Documents**

**Version:** 7.4

**System Path:** PO Manager

**Description:** Updated formatting of purchase order documents so they align top elements of QTY and SKU to display alongside each other more exactly, making it better for printed versions of the documents.

**Enhancement:** **PS-4766 EDI 846 Update**

**Version:** 7.4

**System Path:** EDI Feed

**Description:** Updated 846 EDI Transaction (Inventory Guidance) so that if noActionCode is present in the document, the system will set the Vendor Available Inventory to the amount in the file.