

Winter 2016 Product Release Information

Product:	CORESense Application Software
Release Number:	Versions 5.15, 7.4 and higher
Release Dates:	Release Candidate: September 27, 2016 General: November 1, 2016
Customer Support:	support@coresense.com

What's New?

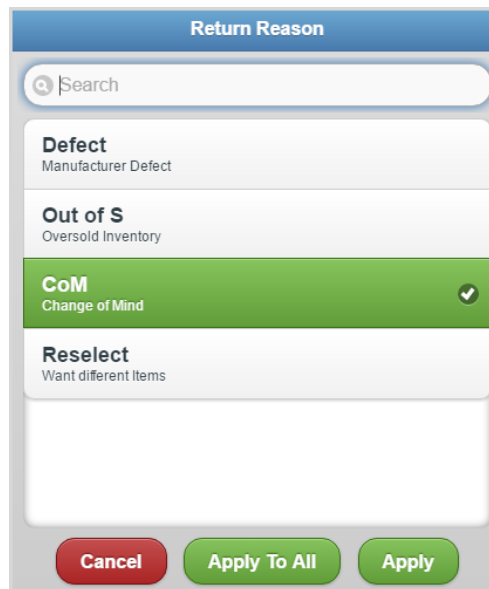
Following is a summary of the enhancements and new features added in this software release. Unless you requested to be a Release Candidate, the features listed below are not available until the General Release date noted above.

Enhancement: PD-1241: **Connect POS Reason Codes**

Version: 7.4

System Path: Connect POS

Description: Added an option to apply a return reason code to all items at once. On the return reason code pop-up, there is a button "Apply To All." Tapping this button applies the selected reason code to all items on the return, overwriting any previously selected reason, if any.

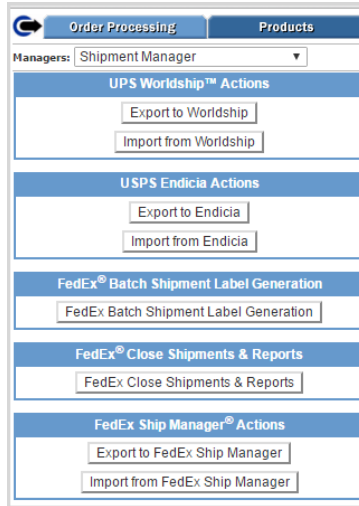


Enhancement: PD-1258: Remove Shipping Integration Buttons

Version: 7.4

System Path: Shipment Manager

Description: You can hide all of the shipment integration action buttons in the Shipment Manager. Contact CORESense support to request the option to remove them from the Shipment Manager.



Enhancement: PS-4603: Permission - Damaged Inv on Returns

Version: 7.4

System Path: Return Wizard and Connect POS

Description: Added a new permission to manage which staff members has the ability to process a return for damaged goods. The new permission is labeled: "Returns - Indicate Damaged Items," and has been assigned to all users by default. Should you want to limit this functionality, remove the permission from the individual user accounts.

- In the legacy POS Return Wizard, the damage items counter is removed from the screen if the logged-in user doesn't have the appropriate permission.
- In Connect POS, the damaged indicator is tied to the reason code. If the user doesn't have permission, they can select the reason code, but when it is applied, it will fail and prompt for a manager override.

Enhancement: PD-1279: Connect POS Exchange Functionality

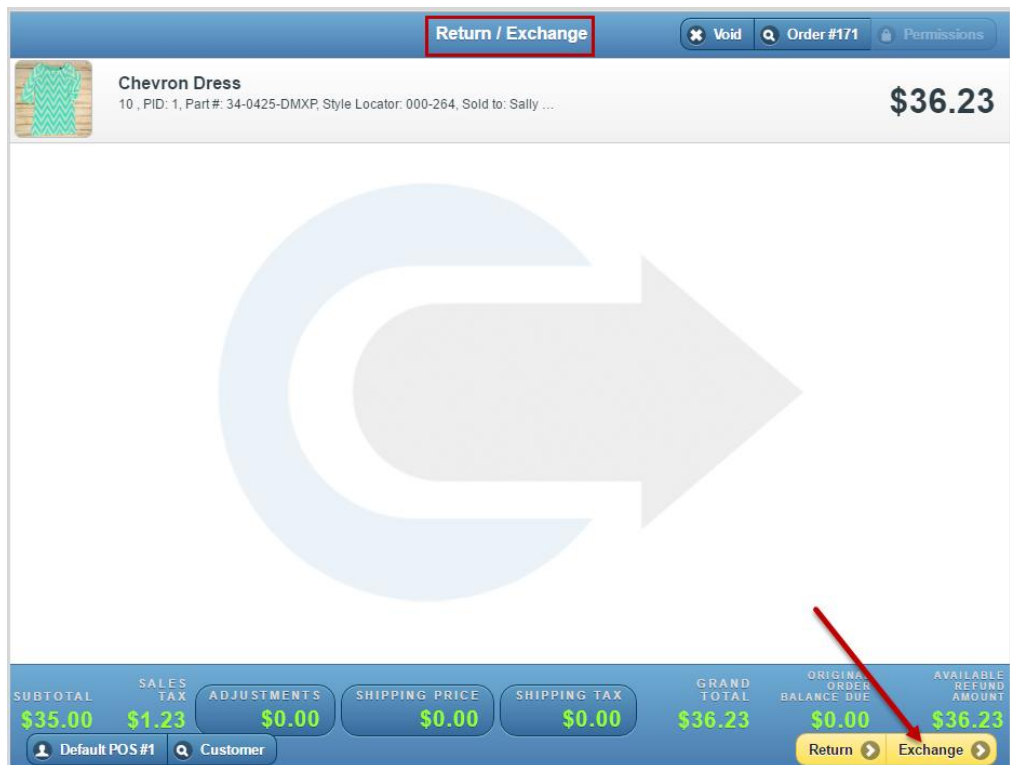
Version: 7.4

System Path: Connect POS

Description: The Exchange functionality has been added to the Connect POS. It is listed in conjunction with Returns under the Function menu. The basic steps are:

1. Select Return/Exchange from the Function menu.
2. Scan item to be returned and assign Return Reason Code.
3. Select the Exchange option at bottom of screen. The credit balance displays.
4. Scan the new item, and the system calculates the amount of refund or if there is a balance due.
5. Select Checkout to either refund the customer or collect additional funds.

For complete instructions, please review the online documentation.
<http://help.coresense.com/7.4/Connect>Returns/Exchanges.htm>

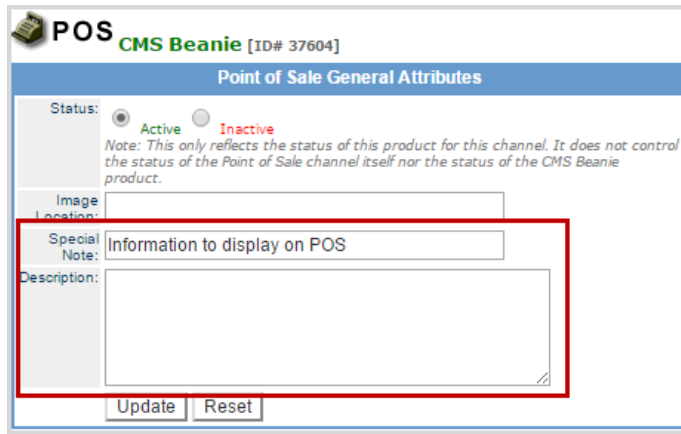


Enhancement: PD-1279: Connect POS Special Notes/Description

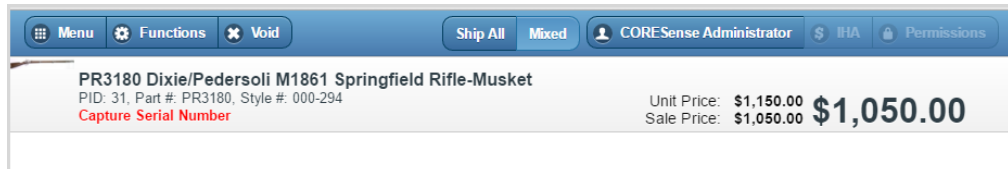
Version: 7.4

System Path: Connect POS

Description: Added the display of Special Notes and Description to Connect POS. Additional information can be displayed using these fields for staff view. Enter contents from Product > Channels > POS.



Text will display on line item (in red) once added to the cart.



Enhancement: PS-4604: Product Manager Default status Filter

Version: 7.4

System Path: Product Manager

Description: Added a system setting (Products/Labels > Products > Product Manager Default Status), which allows you to set the default Status when searching in the Product Manager. It is labeled "Product Manager Default Status" with the options of Active, Inactive or Any.

Enhancement: PS-4624: Product Manager Dashboard

Version: 7.4

System Path: Product Manager

Description: Added support for a new tab in the Product Manager (Dashboard), which will open a custom PHP script per a client's requirements. Once implemented, it is permission based access control. This qualifies as a professional services request to determine customization requirements and cost. If interested in this feature, submit a portal case with your requirements so an estimate can be provided.

Sample Dashboard

Aquavista 500 light ballast [ID# 3016]				Regenerate Full Text Search Tags Remove from Cross-Sells & Up-Sells Duplicate						
Dashboard	General Attributes	Sales Tax Rules	Inventory	Standards & Upgrades	Related Products	Channels	Pricing	Replenishment Tiers	Permanent Markdowns	Personalization
Product Name										
Aquavista 500 light ballast										
SKU	Barcode	Vendor Name	Vendor Item Number							
PF A1624	Aqua Vista	AQUA-23201								
Location	QAV (Quantity Available)	Quantity Committed	QOH (Quantity on Hand)	QBO (Quantity Back Ordered)	QPO (Quantity on PO)	Qty Sold Last 30 Days / YTD				
Seahorse Warehouse	0	0	0	0	0	0 / 0				
Lindon Store	0	0	0	0	0	0 / 0				
Held Product - Not For Sale	0	0	0	0	0	0 / 0				
Price: \$28.23 Wholesale: \$24.00										
Bin:										
Status: Active Discontinued: No Drop Ship: No										
Sell on Amazon: No Sell on eBay: No Can Discount: No										
Open POs # Quantity Ordered PO Due Date										

Enhancement: PS-4629: Channel ID added to FedEx Export

Version: 5.15, 7.4

System Path: FedEx Ship Manager Export

Description: Updated the FedEx Ship Manager Export to include a Channel Id column in the file.

Enhancement: PS-4641: IHA Filter Added to Financials Reporting

Version: 5.15, 7.4

System Path: Accounting > Financials > Order and Returns Reports

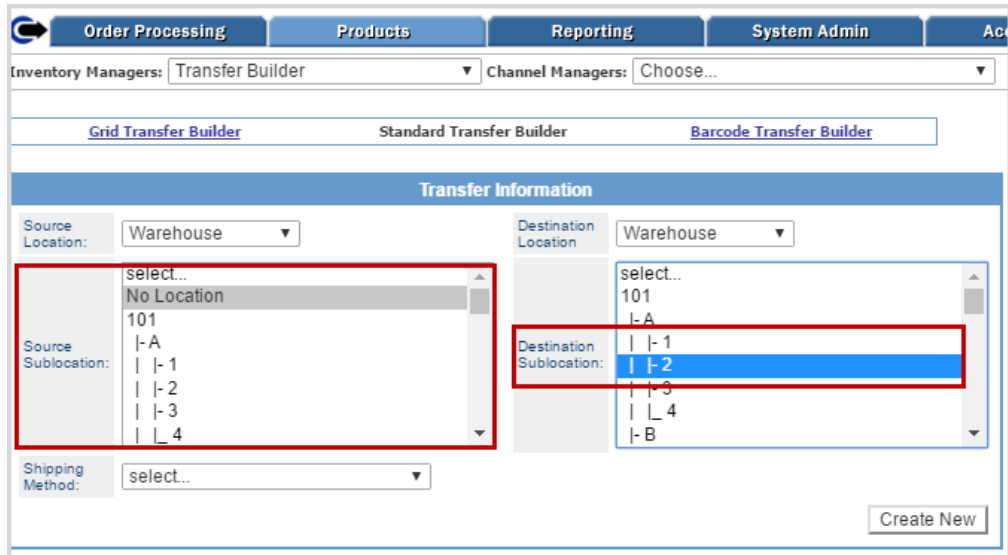
Description: Added IHA reporting options to the Orders and Returns Report. Options include ability to filter, group, sort and display results by IHA.

Enhancement: SS-1926: Intra-warehouse Sub-location Transfers

Version: 7.4

System Path: Products > Transfer Builder

Description: A new option has been added to the Transfer Builder to allow the transfer of quantities from a "No Location" source location into an identified sub-location within the same warehouse for intra-warehouse transfers.



Enhancement: SS-1917: Optimize Related Product Plug-in

Version: 7.4

System Path: Website Template Manager > Plug-ins

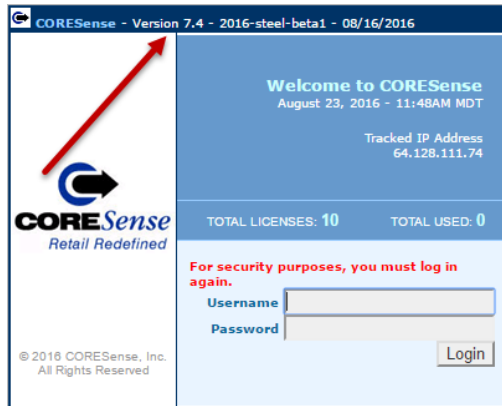
Description: Updated Related Products plug-in to use the number of Rows and Columns to calculate the number of products to pass into get_related_products so batch check inventory availability is faster. For example, if there is 1 row with 3 columns it will only grab 3 related available products, if possible. But if there were 50 rows with 50 columns the system would get 2500 related available products, if possible.

Enhancement: SS-1928: Back Office Login

Version: 5.15, 7.4

System Path: Back Office Login

Description: Updated the Back Office login screen to identify the latest release fix version and the date the system picked up the release.



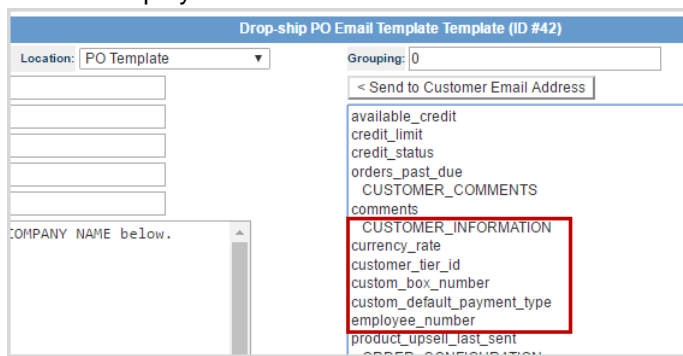
Enhancement: SS-1941: Customer Information Template Tags

Version: 7.4

System Path: Email & Documents Template Manager

Description: Added the following customer information fields to the Template tags list so that they can be added to templates. These tags will work on any template that includes the order number (i.e., pick/pack list).

- Customer Tier ID
- Custom Box Number
- Employee Number



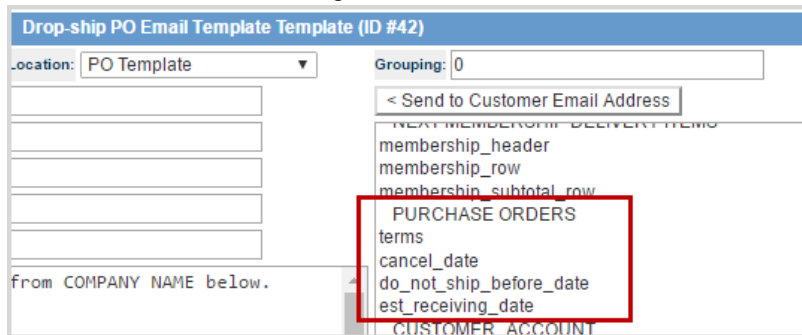
Enhancement: **SS-1937: Purchasing Template Tags**

Version: 7.4

System Path: Email & Documents Template Manager

Description: Added the following purchase order fields to the Template tags list so that they can be added to purchase order templates as references.

- Terms
- Cancel Date
- Do Not Ship Before Date
- Estimated Receiving Date



Enhancement: **PD-1320: Custom Customer Field Display**

Version: 7.4

System Path: Customer Manager

Description: Added the ability to display customer custom fields in the search results of the Customer Manager.

Enhancement: **PS-4655, 4700: ShipWorks Integration**

Version: 7.4

System Path: System Settings > Shipping

Description: Added the integration with ShipWorks for processing shipments (label generation, etc.). This includes a new ShipWorks Amazon Import in Shipment Manager that allows a user to import Amazon orders from ShipWorks. Initial ShipWorks account setup can be found at <http://www.shipworks.com/product-features/>. Detailed CORESense instruction are located from the System Settings > Shipping > ShipWorks tab.

Enhancement: PS-4650: Endicia Export Addition

Version: 7.4

System Path: Shipment Manager > Endicia

Description: Added an Order_Id column to the end of the Endicia export with order number populated.

Enhancement: PS-4644: Transfer Builder Total Quantity

Version: 7.4

System Path: Transfer Builder

Description: Added the value for total units being transferred in the Transfer Builder with the label "Total Quantity."

In This Transfer - 2 SKU(s)						
SKU ID	SKU Label	Short Description	Description	Transfer Quantity	Quantity at Source Location	Actions
147	147	Handbag	N/A	1	2	<input checked="" type="checkbox"/>
49	15495620000	15495620000	N/A	2	9	<input checked="" type="checkbox"/>
Total Quantity:				3		

Enhancement: PS-4645: Bulk Delete Barcode

Version: 7.4

System Path: Barcode Manager

Description: Added the ability to delete multiple barcodes from the Barcode Manager results screen. Select the check boxes next to the barcodes, then click on the "Delete Barcodes" button. This function is tied to a permission labeled, "Barcode Manager - Delete Barcode" and needs to be assigned to appropriate users.

Search Results						
		<input type="button" value="Batch Add Barcodes"/>		<input type="button" value="Barcode Label Generation Wizard"/>		<input checked="" type="button" value="Delete Barcodes"/>
<input checked="" type="checkbox"/>	Barcode	Product Name	SKU	Created	Actions	
<input checked="" type="checkbox"/>	34-0425-DMXP6	Chevron Dress Upgrades: Size: 6	34-0425-DMXP6	6/24/2015 9:43 AM	<input checked="" type="checkbox"/>	
<input type="checkbox"/>	34-0425-DMXP8	Chevron Dress Upgrades: Size: 8	34-0425-DMXP8	6/24/2015 9:43 AM	<input checked="" type="checkbox"/>	
<input checked="" type="checkbox"/>	34-0425-DMXP10	Chevron Dress Upgrades: Size:10 Size:XX-Large Size:XX-Large	34-0425-DMXP10	6/24/2015 9:43 AM	<input checked="" type="checkbox"/>	
<input type="checkbox"/>	34-0425-DMXP12	Chevron Dress Upgrades: Size: 12 Size: XX-Large Color:Grey	34-0425-DMXP12	6/24/2015 9:43 AM	<input checked="" type="checkbox"/>	

Enhancement: PS-4621: Previously Ordered Items Plug-in**Version:** 7.4**System Path:** Website Template Manager**Description:** Updated the Previously Ordered items plug-in to allow the module to support filtering products by name, price, order date, and frequently ordered products. This modifies the plug-in to include an additional row for each configuration a customer has previously ordered for a product. Please see plug-in online documentation for update details: http://help.coresense.com/7.4/Web/Plug-ins/Previously_Ordered_items.htm**Enhancement: PS-4626: Website Login Redirect****Version:** 7.4**System Path:** Website Template Manager**Description:** Updated the website login function to track the last page viewed in session and then update the post login process within the AuthenticationModule to redirect a user to the last page viewed upon successful login.**Enhancement: PS-4627: Listrak Mini-cart****Version:** 7.4**System Path:** Website Template Manager**Description:** Updated the Listrak plug-in so that Shopping Cart Information Listrak code is rendered within the mini-cart, as well as the Shopping cart.

Enhancement: PS-4640: Amazon Seller Fulfilled Prime

Version: 7.4

System Path: Amazon

Description: Added the ability for the CORESense product to support Amazon Seller Fulfilled Prime.

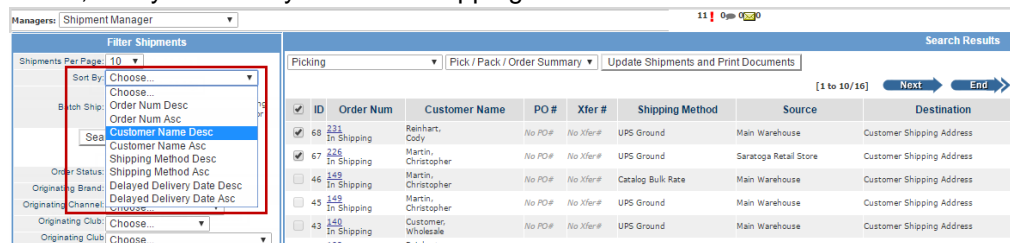
- Added the ability to specify per product within CORESense the desired shipping template to be used when listing an item on Amazon. NOTE: The shipping template will need to have already been created within Amazon Seller Central by client.
- Ability to track on each Amazon order within CORESense whether the order is a Prime order or not. This is visible on the order within the Order Manager under the Quick Info located in the upper left hand corner, as well as added as a search filter within the Order Manager and Shipment Manager.
- Integrated with ShipWorks via their API, which provides client with the ability to print shipping labels and purchase shipping via Amazon using a single account from both locations.

Enhancement: PS-4646: Shipment Manager Sorting

Version: 7.4

System Path: Shipment Manager

Description: Added options to the Sort By filter in the Shipment Manager to include: Customer Name, Delayed Delivery Date and Shipping Method .



Enhancement: PS-4654: Next/previous Button in Order Manager

Version: 7.4

System Path: Order Manager

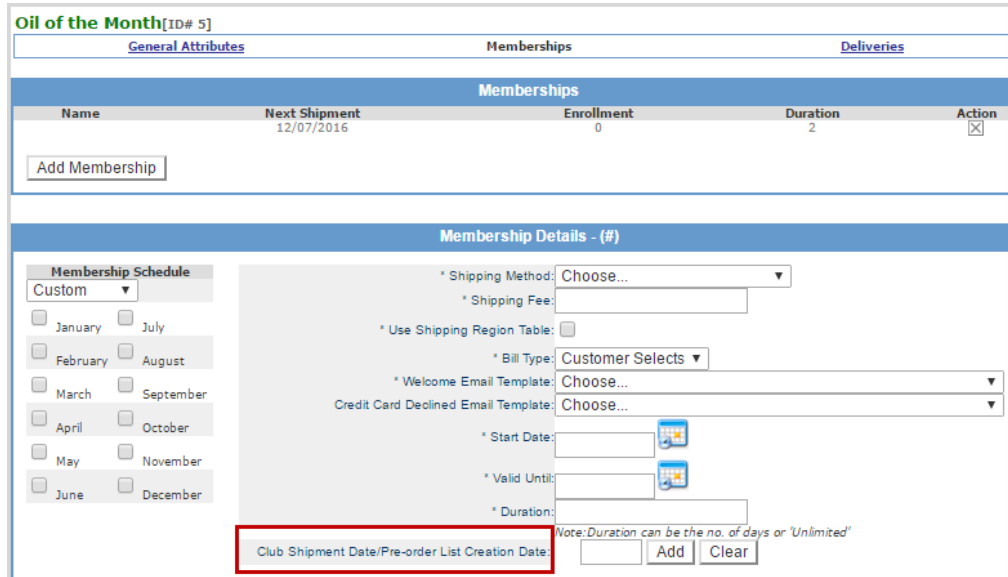
Description: Added an additional set of Next/Previous buttons to the bottom right hand corner in the Order Manager.

Enhancement: SS-1947: Club Manager Shipment Date Label

Version: 7.4

System Path: Club Manager

Description: Changed the field called "Shipment Days" field in the Club Manager > Membership screen to read "Club Shipment Date/Pre-order List Creation Date."



The screenshot shows the 'Oil of the Month' membership details form. The form is titled 'Oil of the Month[ID# 5]' and has three tabs: 'General Attributes', 'Memberships', and 'Deliveries'. The 'Memberships' tab is active, showing a table with columns for Name, Next Shipment, Enrollment, Duration, and Action. Below the table is an 'Add Membership' button. The 'Membership Details - (#)' section contains various fields for configuring the membership, including a 'Membership Schedule' dropdown, 'Shipping Method', 'Shipping Fee', 'Use Shipping Region Table', 'Bill Type', 'Welcome Email Template', 'Credit Card Declined Email Template', 'Start Date', 'Valid Until', and 'Duration'. The 'Club Shipment Date/Pre-order List Creation Date' field is highlighted with a red box. A note at the bottom right states: 'Note: Duration can be the no. of days or 'Unlimited''.

Enhancement: Tempus Payment Processor Integration

Version: 7.4

System Path: System Settings > Payment Processors

Description: Integrated the Tempus Technologies payment processor to manage EMV credit cards. If interested in implementing this, contact Jennifer Ryckman at (314) 423-8546 or jennifer.ryckman@tempustechnologies.com to setup an account. Once your account is complete, you can follow the standard payment processor setup in the CORESense Back Office:
http://help.coresense.com/7.4/System_Settings/System_Settings_Manager/Payment_Processors.htm

Enhancement: **Magento Integration****Version:** 7.4**System Path:** System Settings > Channels**Description:** CORESense offers a Magento Connector integration that currently does the following at a high level:

- 1) Sends product data from Magento to CORESense
- 2) Sends orders from Magento to CORESense
- 3) Posts shipment tracking information from CORESense to Magento
- 4) Sends inventory level information from CORESense to Magento

If you are interested in learning more about this integration, please submit a portal case requesting a professional services discussion and feasibility. There is a one-time setup fee and a monthly fee to use the CORESense Magento Connector.

Enhancement: **Online Documentation Additions****Version:** 7.4**System Path:** Online Documentation**Description:** Content has been added to the online documentation for the following topics:

Website Solr Search Implementation